

SINGLE-FREQUENCY LASER *for enterprise*


**PILOTS
NOW
AVAILABLE**

Features

- ▶ High-output power
- ▶ Broad-wavelength coverage
- ▶ Narrow-linewidth single frequency
- ▶ Excellent beam quality

For system integration

- ▶ Compact modular design
- ▶ Rugged sealed laser cavity
- ▶ Unparalleled SWaP-C for watt-level output
- ▶ Improved system performance
- ▶ High fiber coupling efficiency



Vertical-external-cavity surface-emitting laser (VECSEL)
a.k.a. Optically pumped semiconductor laser (OPSL)

VXL™ SF

VXL™ SHG

	Direct emitting VECSEL	Intracavity doubled VECSEL
Architecture	Direct emitting VECSEL	Intracavity doubled VECSEL
Gain	Optically-pumped semiconductor gain mirror	
Target wavelength ¹	700 – 2150 nm	350 – 800 nm
Free-space output power ²	0.5 – 10 W with external pump laser	0.01 – 3 W with external pump laser
Coarse tuning ³	+/- 0.5 nm	+/- 0.25 nm
Mode-hop free tuning range ⁴	1 GHz	2 GHz
Free-running linewidth	< 10 kHz (10 μs), < 100 kHz (100 μs)	
Slow modulation (typical)	Piezo on cavity mirror, 10 kHz bandwidth, 50 MHz/V modulation depth	
Fast modulation (optional)	Intra-cavity electro-optical modulator (EOM), 1 MHz bandwidth, 50 kHz/V modulation depth	
RMS RIN (typical, unlocked)	< 0.05 % (10 Hz – 3 MHz)	
Power stability (typical, unlocked)	< 0.1 % (1.5 h)	
Beam quality	M ² < 1.1 TEM ₀₀	M ² < 1.2 TEM ₀₀
Beam diameter and divergence ⁵	Up to 2 mm, up to 5 mrad	
Polarization, linear	Horizontal, p-polarized	Vertical, s-polarized
Secondary output beam	Not applicable	Secondary output of fundamental wavelength (horizontal, p-polarized)
Polarization extinction ratio (PER)	> 20 dB, linear polarization	
Laser head dimensions	176 mm x 102 mm x 65 mm (1.2 L; 2U height requirement)	
Control electronics ^{6,7}	Improved control unit for CW operation	
Cooling ⁷	Air-cooling or water-cooling	

¹ Target wavelength is selected within the wavelength range.

² Output power is wavelength dependent. See the next page for typical power levels. Single-stage isolator is recommended for applications with back reflections.

³ Coarse tuning range is wavelength dependent.


⁴ Mode-hop free tuning range corresponds to the laser cavity free-spectral range scanned with piezo voltage control. Larger tuning range can be reached by adjusting other tuning elements simultaneously.

⁵ Typical values at the laser exit aperture. Beam diameter = full width at 1/e² level of the beam. Divergence = full mean divergence angle. Values depend on the laser cavity configuration, i.e. the wavelength.

⁶ The control unit includes a low noise laser diode driver for the pump laser, and up to 5 cavity element temperature controllers, which can be used for wavelength tuning and power optimization.




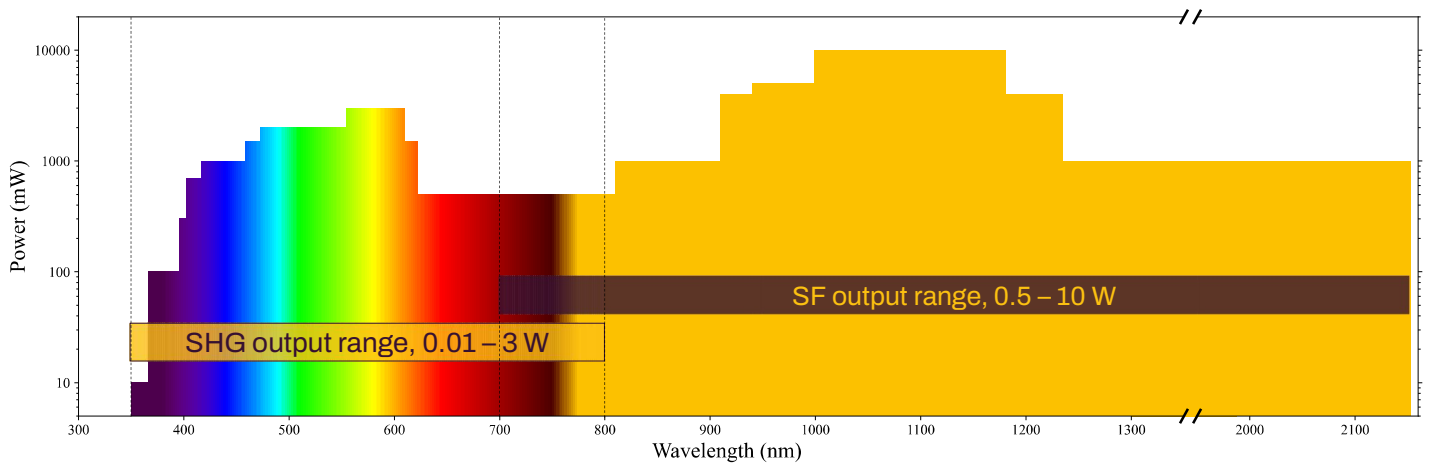
⁷ The control unit and the standard water-cooling unit are 19" rack mountable. VXL™ can support air-cooling in low output power operation

Compact single-frequency laser for system integration



Next generation VECSEL platform

- ▶ Designed for system integration and for 24/7 operation
- ▶ Reduced system size, weight, power consumption and cost (SWaP-C)
- ▶ Modular design for easy and fast servicing with spares
- ▶ Fiber-in & fiber-out geometry with remote control for fieldable applications



DANGER - VISIBLE AND/OR INVISIBLE
LASER RADIATION AVOID EYE OR SKIN
EXPOSURE TO DIRECT OR SCATTERED
RADIATION CLASS 4 LASER PRODUCT

Vexlum | Tampere, Finland | Broomfield, CO

sales@vexlum.com | www.vexlum.com

Copyright © 2024 Vexlum. All rights reserved.

Rev. 2024-10-09